









Assembly Instruction

END TABLE

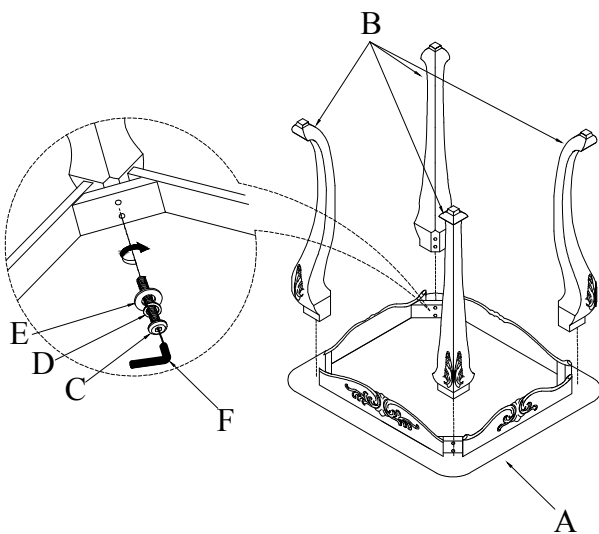
ITEM NO : 9815-04

NOTE: Do not use power tools for assembly. Power tools increase the risk of over tightening which leads to splitting or cracking the wood.

COMPONENT LIST (END TABLE)

NO	DESCRIPTION	DRAWING	QTY	NO	DESCRIPTION	DRAWING	QTY
A	TOP		1PC	D	LOCK WASHER		8PCS
B	LEG		4PCS	E	FLAT WASHER		8PCS
C	BOLT		8PCS	F	ALLEN KEY		1PC

Step #1



Step #2

COMPLETED

