




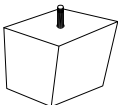
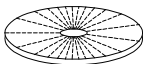
# Assembly Instruction

ITEM NO.: 8448BRW/BLK-2

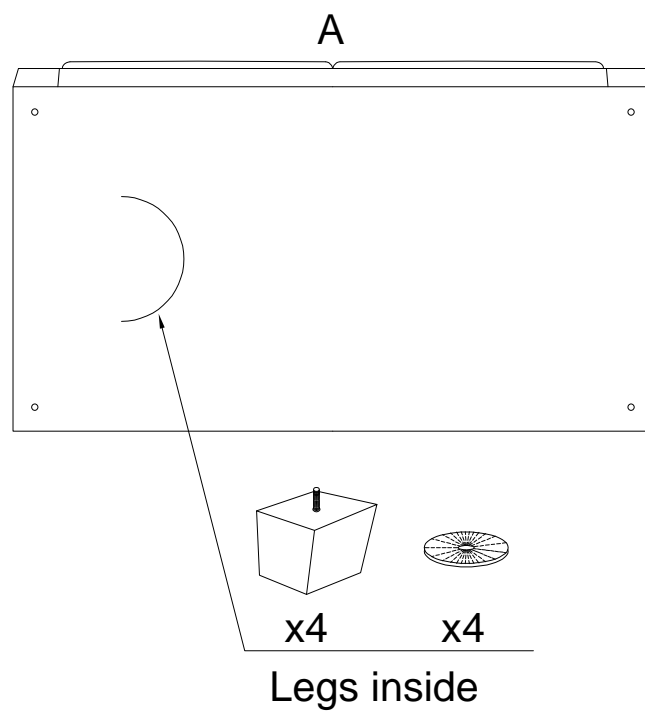
Love Seat

Note: Do not use power tools for assembly. Power tools increase the risk of over tightening which lead to splitting or cracking the wood.

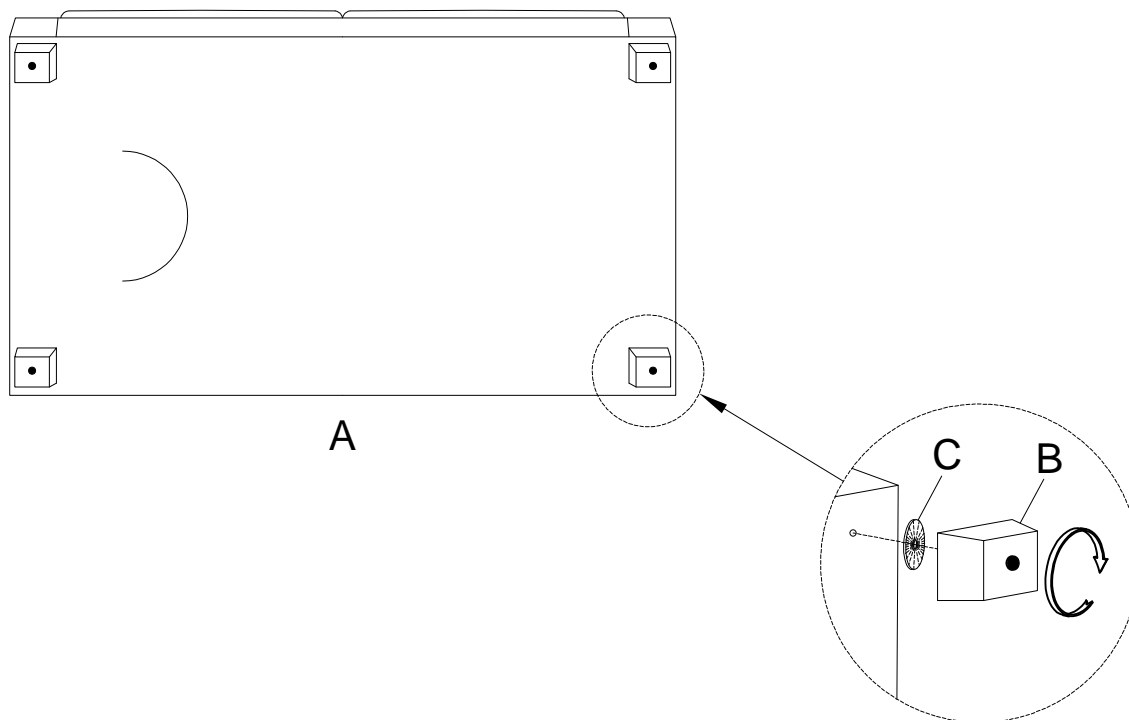
## Component list

No	Drawing	Qty	Description
<b>A</b>		<b>1</b>	<b>SEAT</b>
<b>B</b>		<b>4</b>	<b>WOODEN LEGS (108*108*80MM)</b>
<b>C</b>		<b>4</b>	<b>PLASTIC GASKET (φ10φ45T2)</b>

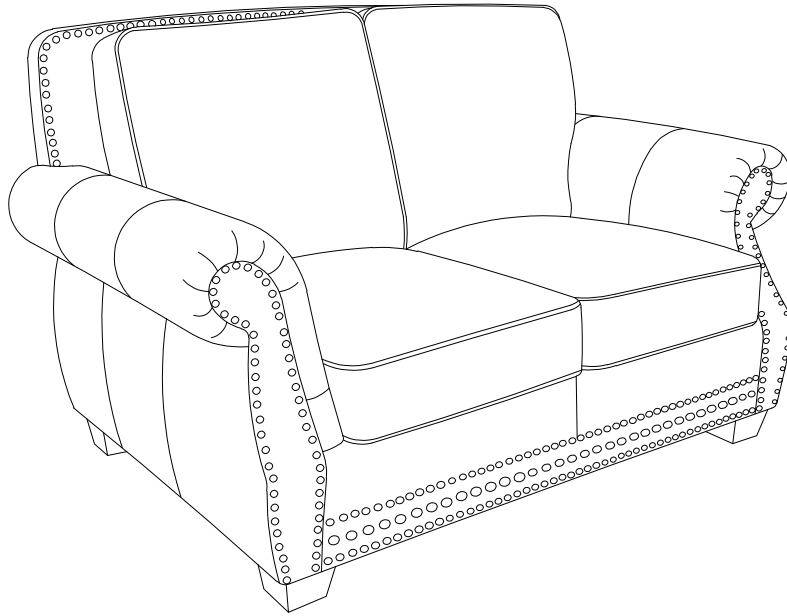
## Step #1



## Step #2



### Step #3



### Care Instruction for Genuine Leather match with PVC Furniture:

In order to maintain the original appearance of your Genuine Leather match with PVC Furniture, please follow below simple care procedures:

- Avoid exposing furniture directly to sunlight or heating and air conditioning outlets. Sunlight and or exposure to heating and air conditioning outlets will fade/damage Genuine Leather match with PVC.
- Vacuum or wipe with a soft cloth to remove dust.
- Hardware may loosen over time. Periodically check to make sure all connection are tight, Re-tighten if necessary.



For items use on wooden floor, hard surfaces or carpets, it is recommended to Install protective pads under all legs and supports to avoid/prevent from damages/scratches and discoloration.