

# ASSEMBLY INSTRUCTION

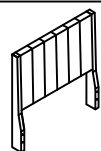
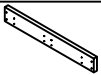





GROUP NO.: 5876 FULL / QUEEN / EK BED

ITEM NO.: 5876FBE-1 / 5876FBR-1 / 5876FGY-1 FULL HEADBOARD  
 5876FBE-3 / 5876FBR-3 / 5876FGY-3 FULL FOOTBOARD & SIDE RAILS,SLATS  
 5876BE-1 / 5876BR-1 / 5876GY-1 QUEEN HEADBOARD  
 5876BE-3 / 5876BR-3 / 5876GY-3 QUEEN FOOTBOARD & SIDE RAILS,SLATS  
 5876KBE-1 / 5876KBR-1 / 5876KGY-1 EK / CK HEADBOARD  
 5876KBE-3EK / 5876KBR-3EK / 5876KGY-3EK EK FOOTBOARD & SIDE RAILS,SLATS












Thank you for purchasing this product. Please take time to read and follow the instructions below. Check that you have all parts and hardware before assembly. Parts apparently missing are often found in the packing materials. If you do not have all the parts listed, have your dealer contact us and they be sent to you immediately.

**!** It is recommended to install protective pads under all legs and support to avoid damage or scratches when placing furniture on a wood floor or orther hard surface, and to limit Indentation and prevent discoloration if placing on carpet.

## PARTS LIST

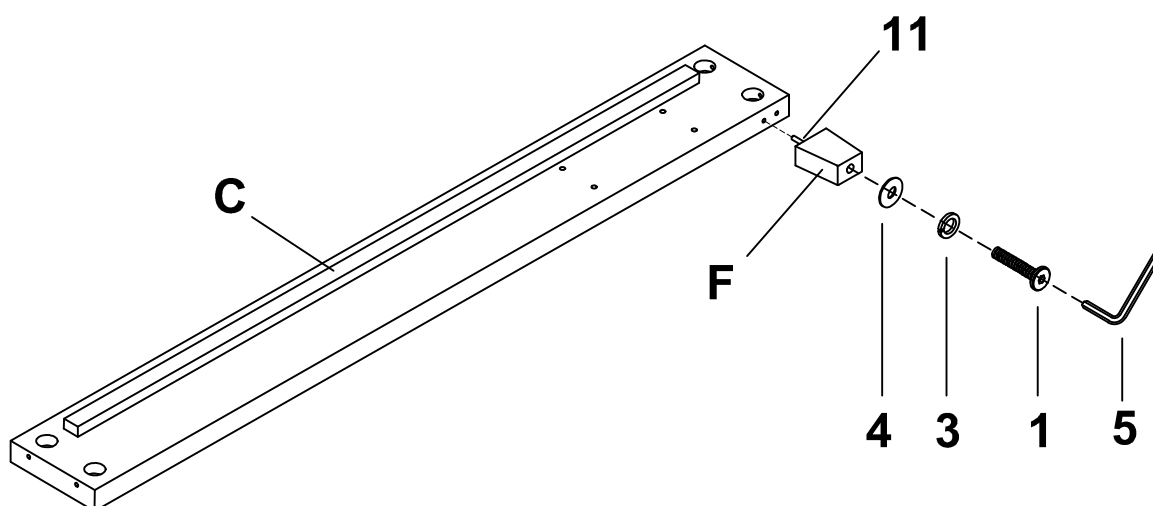
No.	Description	Sketch	QTY
A	Headboard		1PC
B	Footboard		1 PC
C	Side Rail - L & R		2PCS
D	Center Slat Support		1 PC
E	Slat Roll 13pcs/set		1 SET
F	Bun Foot		2 PCS
G	Slat Support Leg		5 PCS


## HARDWARE LIST

No.	Description	Sketch	Size	QTY
1	Allen Bolt		Ø1/4" x 63mm	2 PCS
2	Allen Bolt		Ø1/4" x 32mm	5 PCS
3	Spring Washer		Ø1/4"	7 PCS
4	Flat Washer		Ø1/4" x 19mm	7 PCS
5	Allen Key		4 x 60mm	1 PC
6	Thread Bold		Ø5/16"*80mm	8 PCS
7	Curve Washer			8 PCS
8	Hex Nut			8 PCS
9	Open Wrench			1 PC
10	Screw		#4 x 30mm	26 PCS
11	Wood Dowel			2 PCS

\*\*ABOVE HARDWARE ARE PACKED IN BOX-2DW & BOX-3 FOR ASSEMBLY

## STEP 1 :



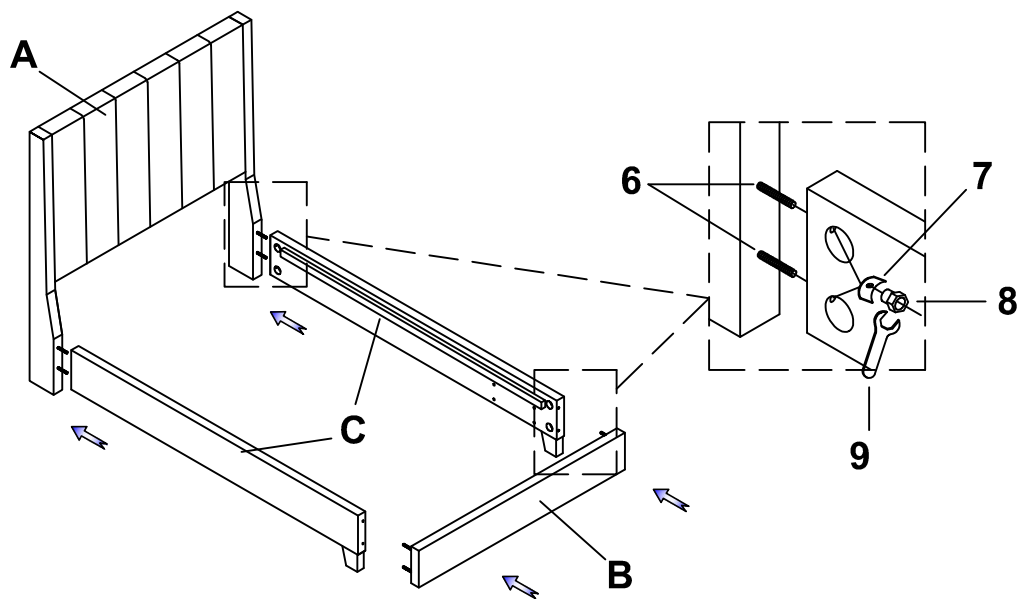


# ASSEMBLY INSTRUCTION

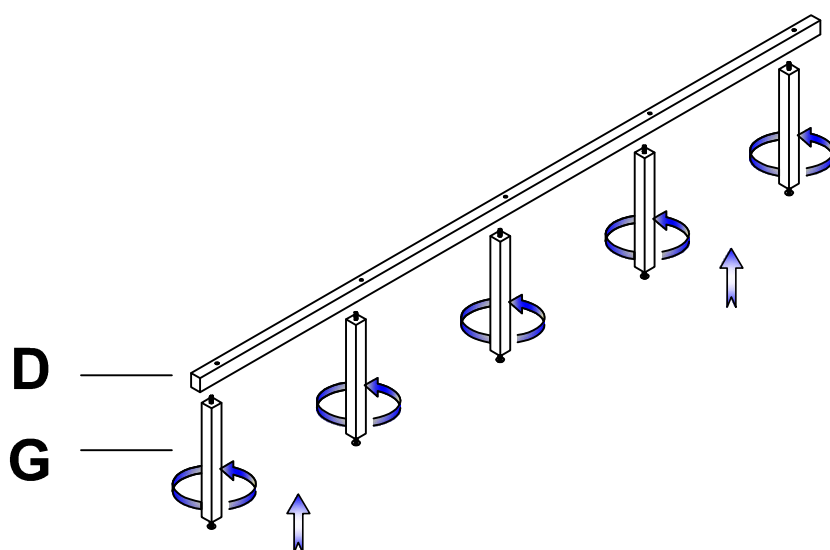
GROUP NO.: 5876 FULL / QUEEN / EK BED

ITEM NO.: 5876FBE-1 / 5876FBR-1 / 5876FGY-1 FULL HEADBOARD  
5876FBE-3 / 5876FBR-3 / 5876FGY-3 FULL FOOTBOARD & SIDE RAILS, SLATS  
5876BE-1 / 5876BR-1 / 5876GY-1 QUEEN HEADBOARD  
5876BE-3 / 5876BR-3 / 5876GY-3 QUEEN FOOTBOARD & SIDE RAILS, SLATS  
5876KBE-1 / 5876KBR-1 / 5876KGY-1 EK / CK HEADBOARD  
5876KBE-3EK / 5876KBR-3EK / 5876KGY-3EK EK FOOTBOARD & SIDE RAILS, SLATS

## STEP 2 :



## STEP 3:



# ASSEMBLY INSTRUCTION

GROUP NO.: 5876 FULL / QUEEN / EK BED

ITEM NO.: 5876FBE-1 / 5876FBR-1 / 5876FGY-1 FULL HEADBOARD

5876FBE-3 / 5876FBR-3 / 5876FGY-3 FULL FOOTBOARD & SIDE RAILS, SLATS

5876BE-1 / 5876BR-1 / 5876GY-1 QUEEN HEADBOARD

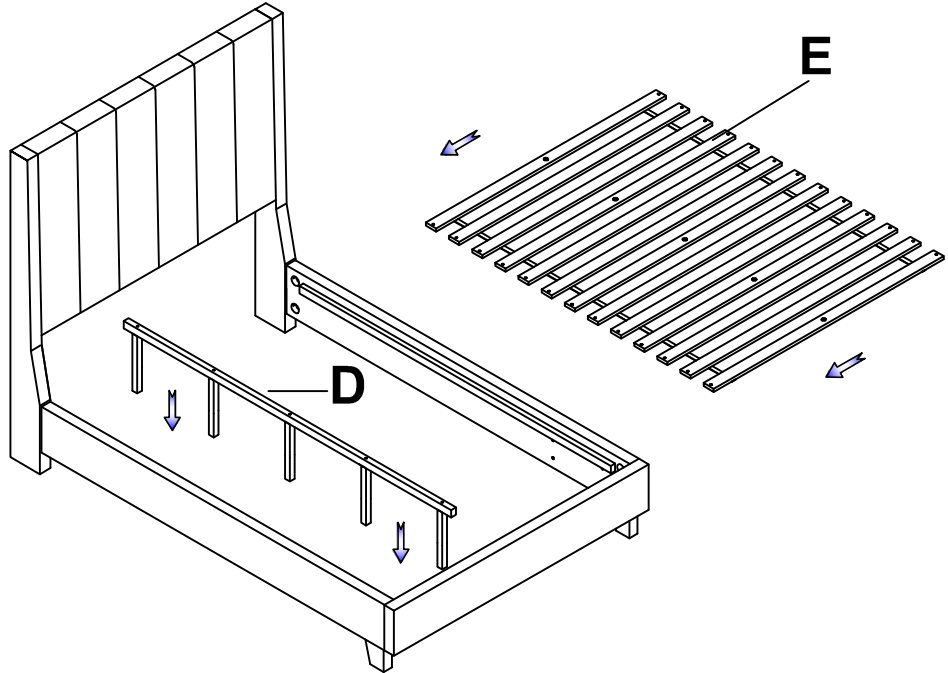
5876BE-3 / 5876BR-3 / 5876GY-3 QUEEN FOOTBOARD & SIDE RAILS, SLATS

5876KBE-1 / 5876KBR-1 / 5876KGY-1 EK / CK HEADBOARD

5876KBE-3EK / 5876KBR-3EK / 5876KGY-3EK EK FOOTBOARD & SIDE RAILS, SLATS



## STEP 4:



## STEP 5:

