











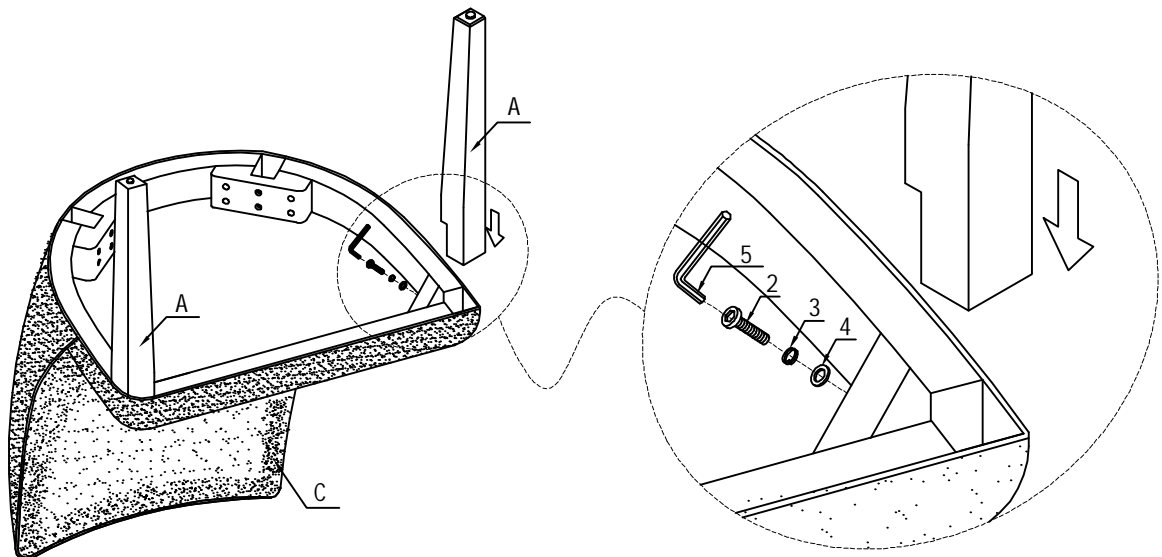
Assembly Instruction

ITEM: 2588S DINING CHAIR

PART LIST				HARDWARE LIST				
A	FRONT LEG		2 PCS	1	BOLT-SMALL		5/16"X2"	4 PCS
B	REAR LEG		2 PCS	2	BOLT-LARGE		5/16"X2-1/2"	4 PCS
C	CHAIR BACK		1 PC	3	SPRING WASHER		5/16"	8 PCS
				4	WASHER		5/16"X19mm	8 PCS
				5	ALLEN WRENCH		5mm	1 PC

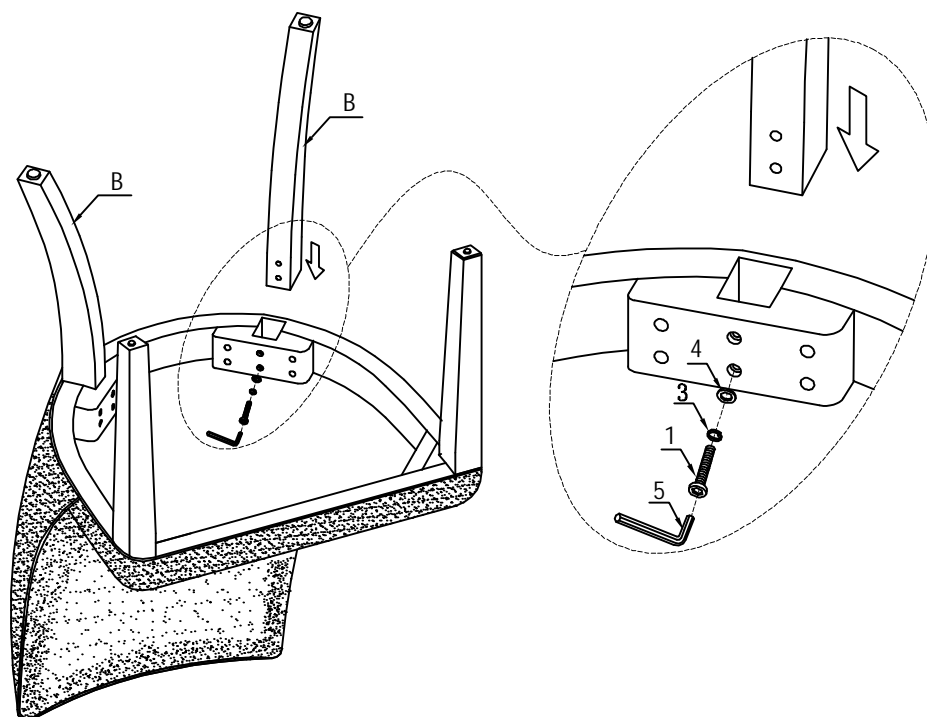
STEP 1

Fix front leg with chair back



STEP 2

Fix rear leg with chair back



STEP 3

Assembly completed

