





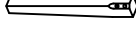



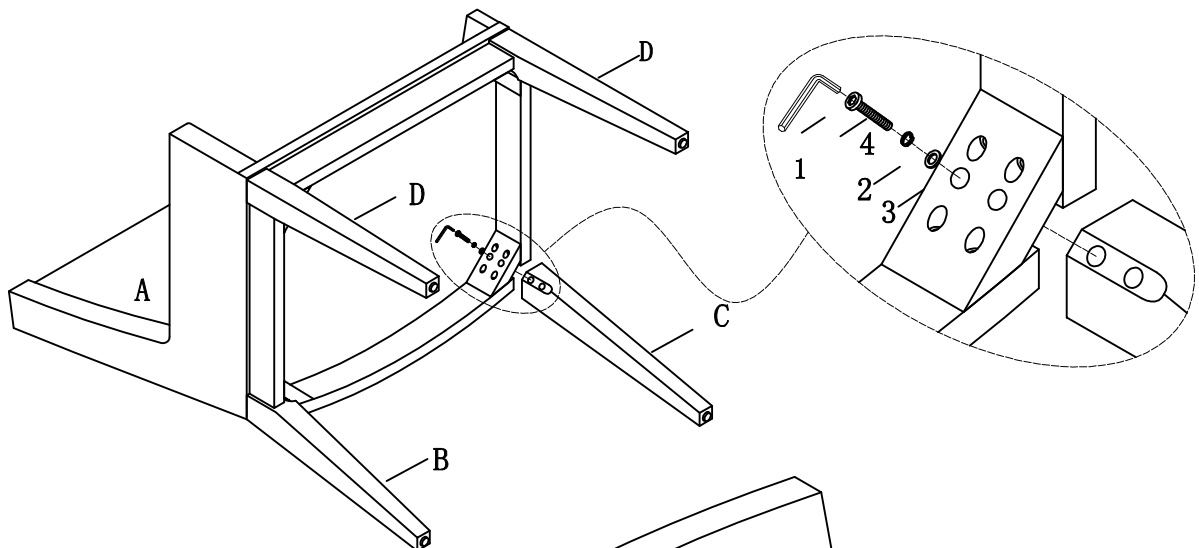


Assembly Instruction

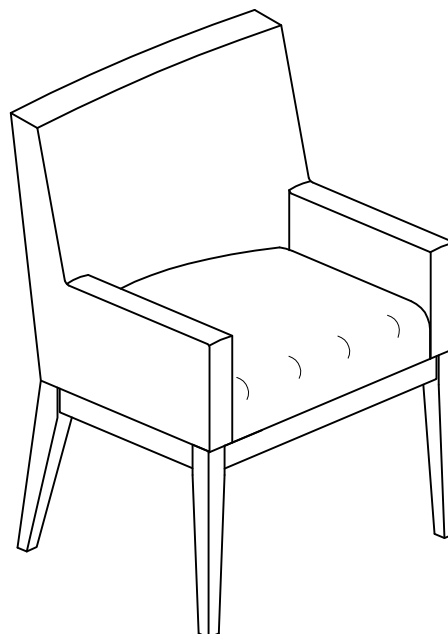
ITEM#: 5581A ARM CHAIR

PART LIST					HARDWARE LIST			
A		BACK WITH SEAT	1PC	1		BOLT	5/16"X2-1/2"	8PCS
B		LSF REAR LEG	1PC	2		LOCK WASHER	5/16"	8PCS
C		RSF REAR LEG	1PC	3		FLAT WASHER	5/16"X23mm	8PCS
D		FRONT LEG	2PCS	4		ALLEN KEY	5mm	1PC

STEP 1



STEP 2



For items use on wooden floor, hard surfaces or carpets, it is recommended to install protective pads under all legs and supports to avoid/prevent from damages/scratches and discoloration.