

# Assembly Instruction

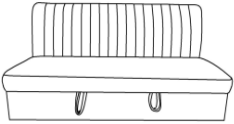
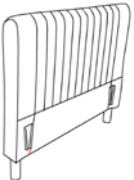
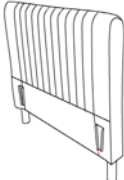




**ITEM NO.:9406BRG-3CL 9406BUE-3CL**  
**Sofa with Pull-out Bed and Click-Clack Back**



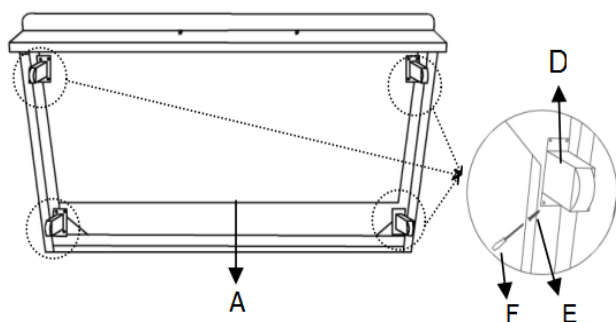
Legs are stored in the box, please take out for assembly.

Note: Do not use power tools for assembly. Power tools increase the risk of over tightening which lead to splitting or cracking the wood

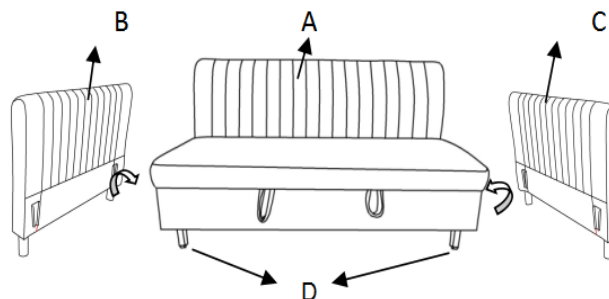
## Component list .

Label	Picture	Description	QTY(pc)
A		Seat with back	1
B		LSF ARM	1
C		RSF ARM	1
D		Metal Trundle Leg 1.97"*0.98"*4.92"	4
E		Screw φ0.15"*0.98"	16
F		Screwdriver	1
G		Pillow	2

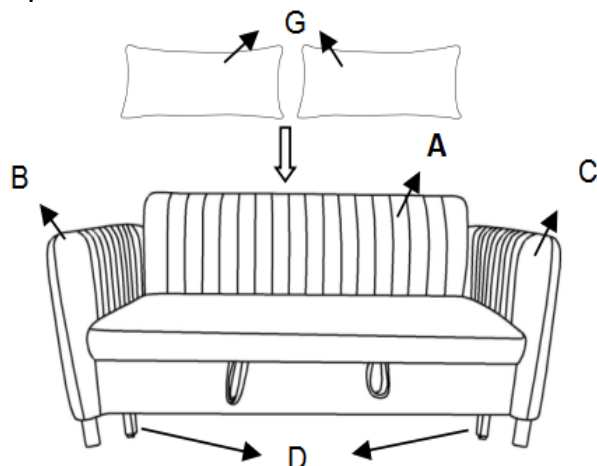
Step #1



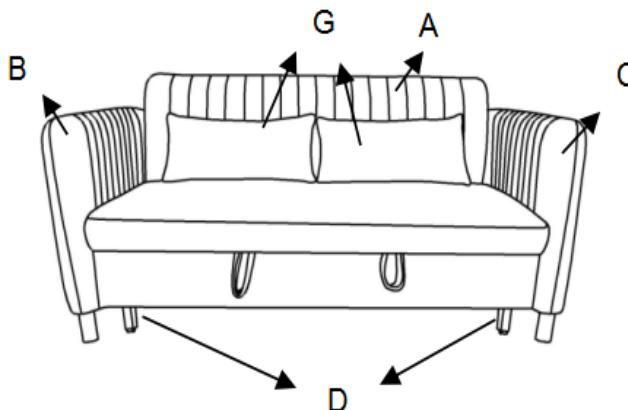
Step #2



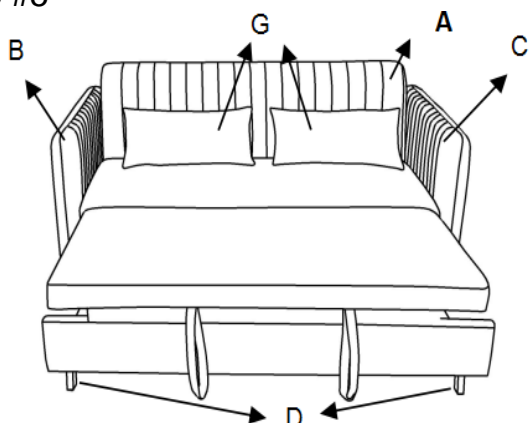
Step #3



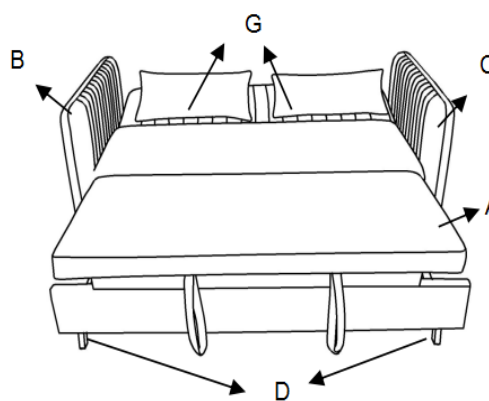
Step #4



Step #5



Step #6



## Care Instruction for Fabric Furniture:

In order to maintain the original appearance of your fabric furniture, please follow below simple care proceures:

- Avoid exposing furniture directly to sunlight or heating and air conditioning outlets. Sunlight and or exposure to heating and air conditioning outlets will fade/damage fabric.
- Vacuum or wipe with a soft cloth to remove dust.



For item use on wooden floor, hard surfaces or carpets, it is recommended to install protective pads under all legs and supports to avoid/prevent from damages/scratches and discoloration.