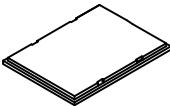
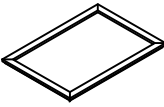











# Assembly Instruction

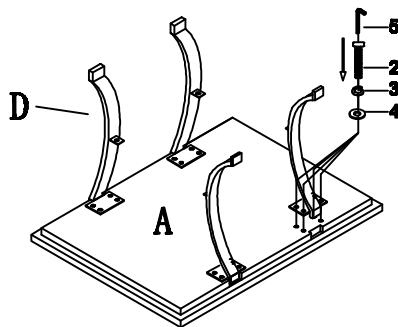
ITEM: 3611RF-04

END TABLE

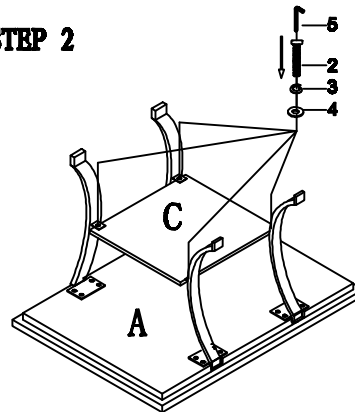
PART LIST			
A	TOP PANEL		1PC
B	BOTTOM PANEL		1PC
C	MIDDLE SHELF		1PC
D	METAL LEG		4PCS

HARDWARE LIST				
1	BOLT		Ø1/4"*1"	8PCS
2	BOLT		Ø1/4"*5/8"	20PCS
3	SPRING WASHER		Ø1/4"	28PCS
4	FLAT WASHER		Ø1/4"*16mm	28PCS
5	ALLEN KEY		4mm	1PC

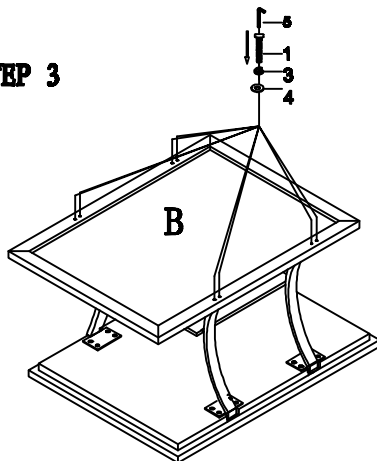
## STEP 1




## STEP 2



## STEP 3



## STEP 4



For items use on wooden floor, hard surfaces or carfaces or carpets, it is recommended to install protective pads under all legs and supports to avoid/prevent from damages/scratches and discoloration