



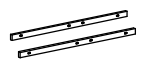
ASSEMBLY INSTRUCTION






ITEM NO: 1790 - 5 DRESSER

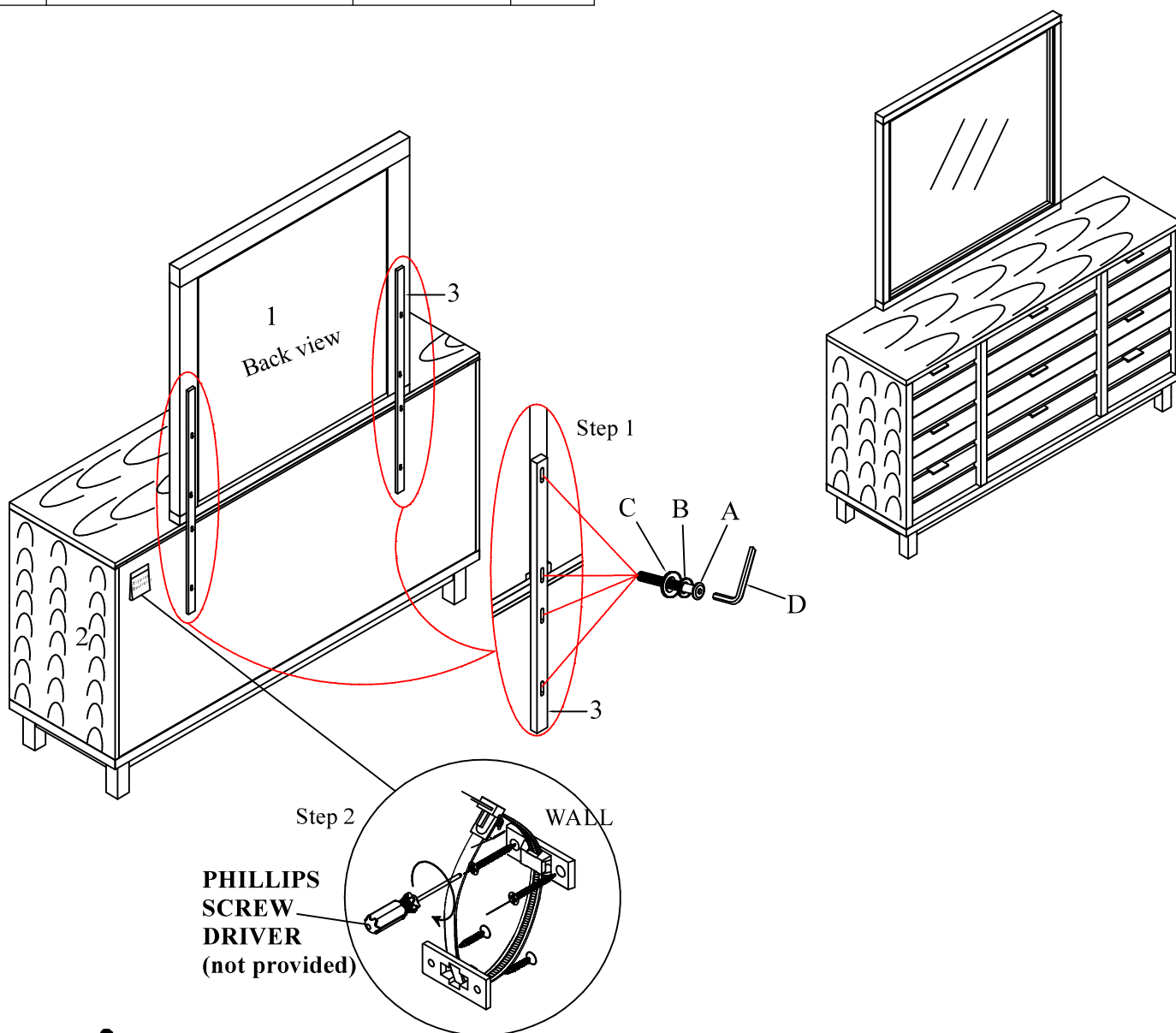
1790 - 6 MIRROR

Thank you for purchasing this quality product. Be sure to check all packing material carefully for small parts that may have come loose inside the carton during shipment.

Hardware pack packed with Mirror.

PART LISTS			
NO.	Description	Sketch	Q'ty
1	MIRROR		1PC
2	DRESSER		1PC
3	MIRROR SUPPORTS (PACKED WITH MIRROR)		2PCS

HARDWARE LISTS				
NO.	Description	Sketch	Size	Q'ty
A	BOLT		Ø1/2"*28*1-1/2"	8PCS
B	SPRING WASHER		Ø1/4"*10D*1.1	8PCS
C	FLAT WASHER		Ø1/4"*3/4*2mm	8PCS
D	ALLEN KEY		4mm	1PC
E	TIPPING RESTRAINT			1SET



It is recommended to install protective pads under all legs and supports to avoid damage or scratches when placing furniture on a wood floor or other hard surface, and to limit indentation and prevent discoloration if placing on carpet.